

## CRAFTS

### CANDY CORN PERSON

Copy the templates on white construction paper. Cut out the pieces and have the children color. For each craft cut 4 orange 1"x6" construction paper strips. Help the children accordion fold the orange strips. Glue the hands and feet to the orange strips. Glue the orange strips on the candy corn for arms and legs.

### HANDPRINT SPIDER

Dip both hands of each child in black paint and print them fingers away from each other and heels of the hands touching. When dry, cut out and slightly bend the fingerprints to make legs. Poke a pin through the center and thread a string through taping it to the underside of the spider. Add wiggle eyes.

## SONGS AND FINGERPLAYS

### THIS OLD GHOST

(Sung to: "This Old Man")

This old ghost, he played one,  
he played peek-a-boo on the run.  
With a boo! boo! boo! and a clap, clap, snap.  
This old ghost is a friendly chap.  
This old ghost, he played two.  
He played peek-a-boo in a shoe.  
With a boo! boo! boo! and a clap, clap, snap.  
This old ghost is a friendly chap.  
This old ghost, he played three.  
He played peek-a-boo behind a tree.  
With a boo! boo! boo! and a clap, clap, snap.  
This old ghost is a friendly chap.


## SNACKS AND RECIPES

### SPIDER CRACKERS

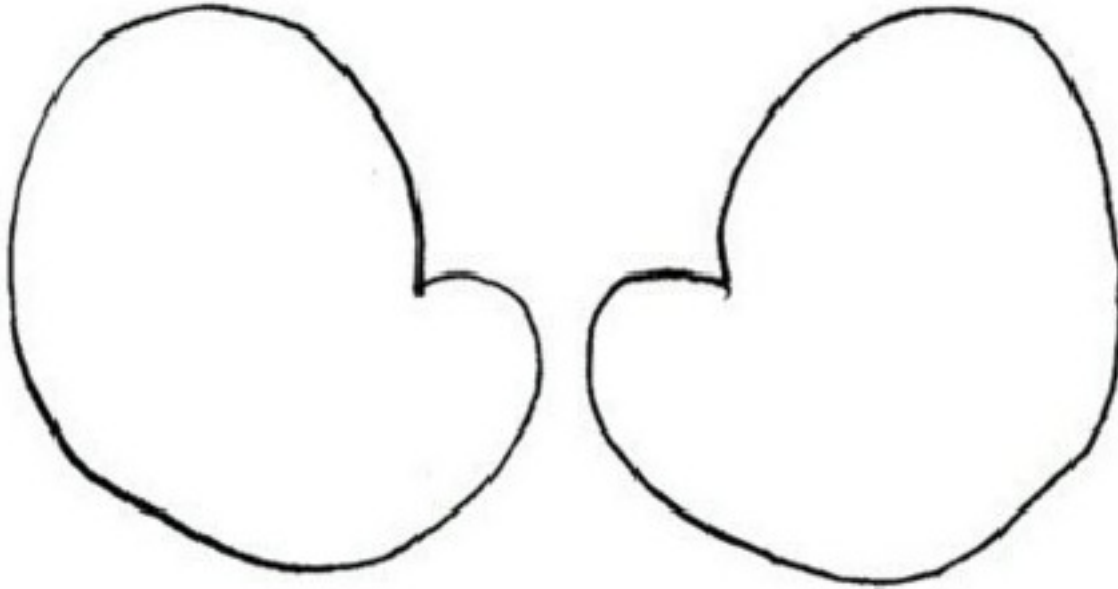
Ingredients: 2 round crackers, 2 tsp. Peanut butter, 8 small stick pretzels and 2 raisins.

Directions: Make a "cracker sandwich" with the peanut butter. Stick the pretzel "legs" in the middle of the sandwich. 4 sticking out of each side. Stick the raisin "eyes" on top with just a dab of peanut butter.

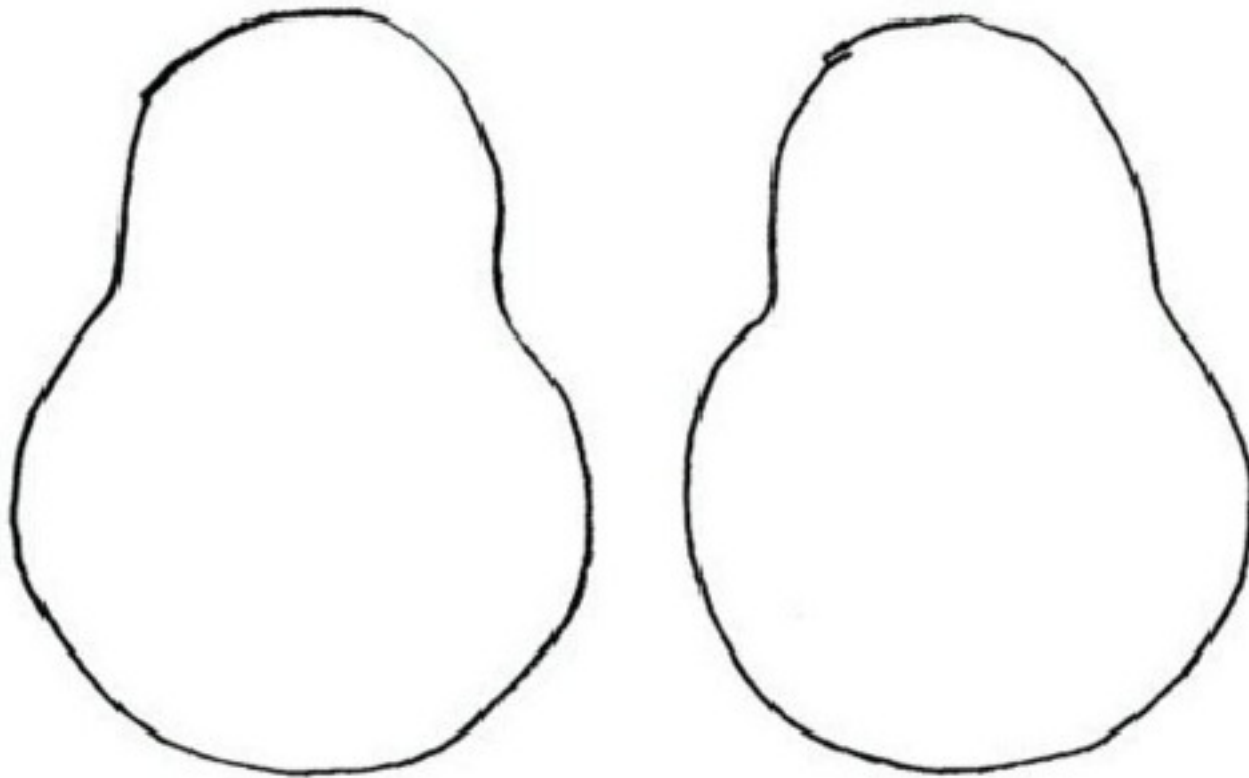
CANDY CORN PERSON



# CANDY CORN PERSON



Hand  
Patterns



Feet  
Patterns

